




Gender Equality Strategy Monitoring Portal

COST Academy Workshop on 'gender equality in R&I'

*Eleni Papadimitriou,
European Commission - Joint Research Centre*

28 October 2022



51% of the EU population is women



11 percentage
points

Women behind men in Employment rate

Source: Eurostat, 2020

13%

Gender pay gap in the EU (unadjusted)

Source: Eurostat, 2020





21%

Women graduates
in ICT sector

Source: Eurostat, 2020

34%

Women among
members of national
governments

Source: EIGE, 2021



Striving for a Union of Equality

The Gender Equality Strategy 2020-2025



“Gender equality is a core principle of the European Union, but it is not yet a reality. In business, politics and society as a whole, we can only reach our full potential if we use all of our talent and diversity. Using only half of the population, half of the ideas or half of the energy is not good enough.”

President Ursula von der Leyen

Striving for a Union of Equality

The Gender Equality Strategy 2020-2025


With a vision to achieve:

“A gender equal Europe where women and men, girls and boys, in all their diversity, are equal. Where they are free to pursue their chosen path in life, where they have equal opportunities to thrive, and where they can equally participate in and lead our European society”

Why a monitor?

The need for a monitoring portal

- Support and facilitate:
 - policy debate and policy development
 - implementation of the Strategy's objectives
- Follow progress and developments over time



A Collective Effort



- DG JUST
- DG JRC
- EIGE

Framework for the Gender Equality Strategy



**Free from violence
and stereotypes**



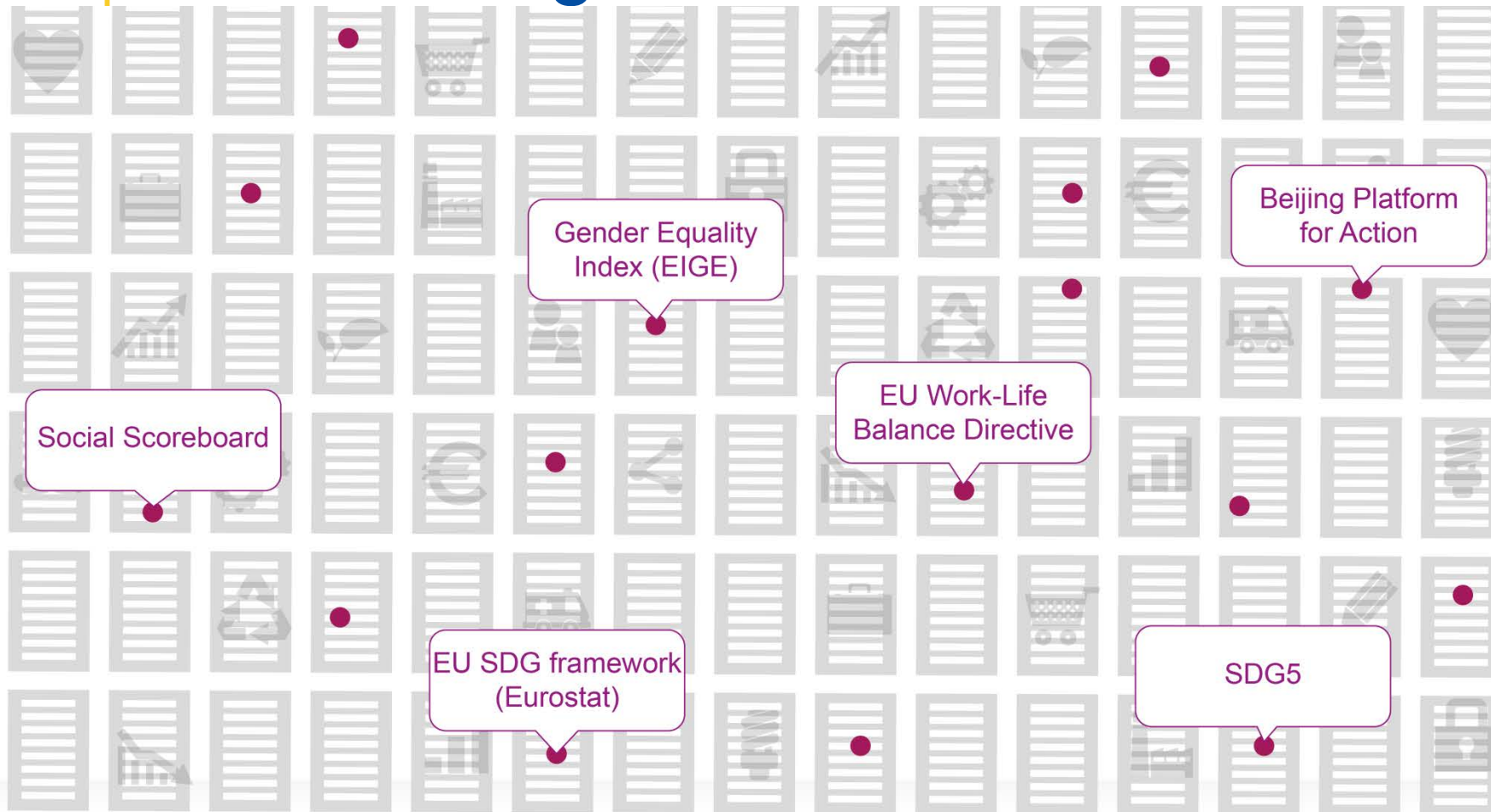
**Thriving in
a gender-equal economy**



**Leading equally
throughout society**

The making of the framework...

- Timely
- Representative
- Validated data



➔ Policy relevance- direct link to the GES

The online portal

Gender Equality Strategy Monitoring Portal



EN English

Search

Gender Equality Strategy

[Home](#) [Country profiles](#) [Maps](#) [Rankings](#) [Time line](#) [Resources](#)

[European Commission](#) > [Composite Indicators](#) > [Gender Equality Strategy](#)

Gender Equality Strategy Monitoring Portal

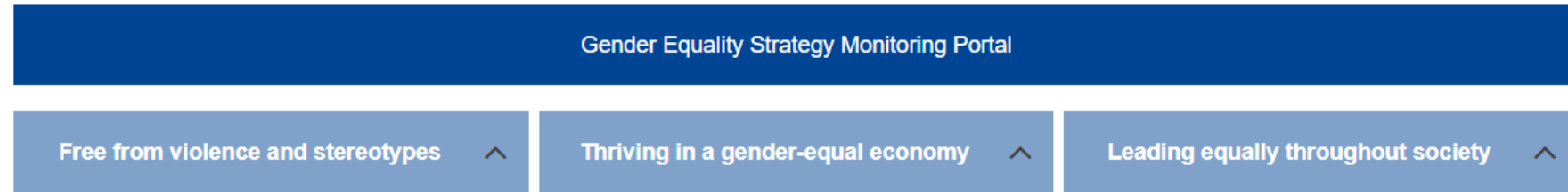
[Start Exploring >](#)

<https://composite-indicators.jrc.ec.europa.eu/ges-monitor>

What do the data tell us about the women and men in the EU?

The Gender Equality Strategy Monitoring Portal is designed to allow policy makers, researchers, stakeholders to have data readily available on the state of play regarding the realisation of the policy objectives of the Gender Equality Strategy, identify strengths and opportunities and follow developments over time.

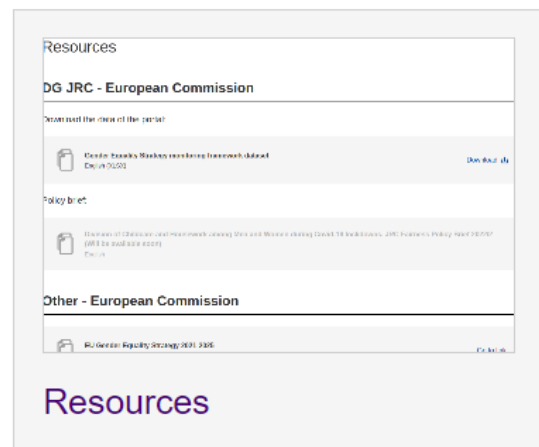
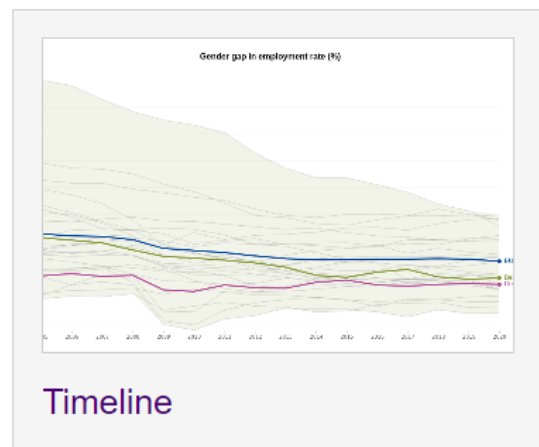
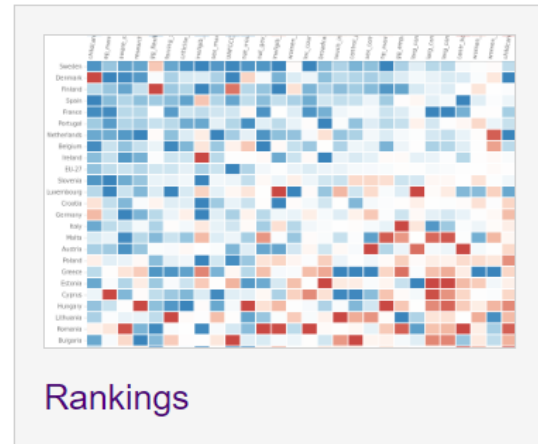
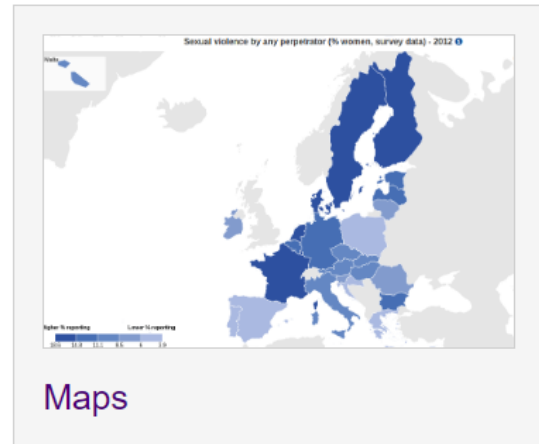
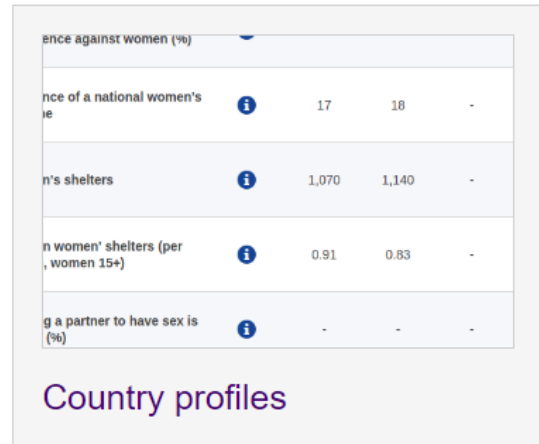
Framework



How can I use the portal ?

- Track progress of the key objectives of the Gender Equality Strategy 2020 - 2025.
- Zoom in on EU Member States' performance
- Compare the performance of each of the 27 Member States at a given moment in time.
- Create your own maps, graphs, tools
- Resources

Portal



Maps

Dimension

Leading equally throughout society



Indicator

Women among members of boards of researc...





Women among members of boards of research funding organisations. Share - 2021




Timeline

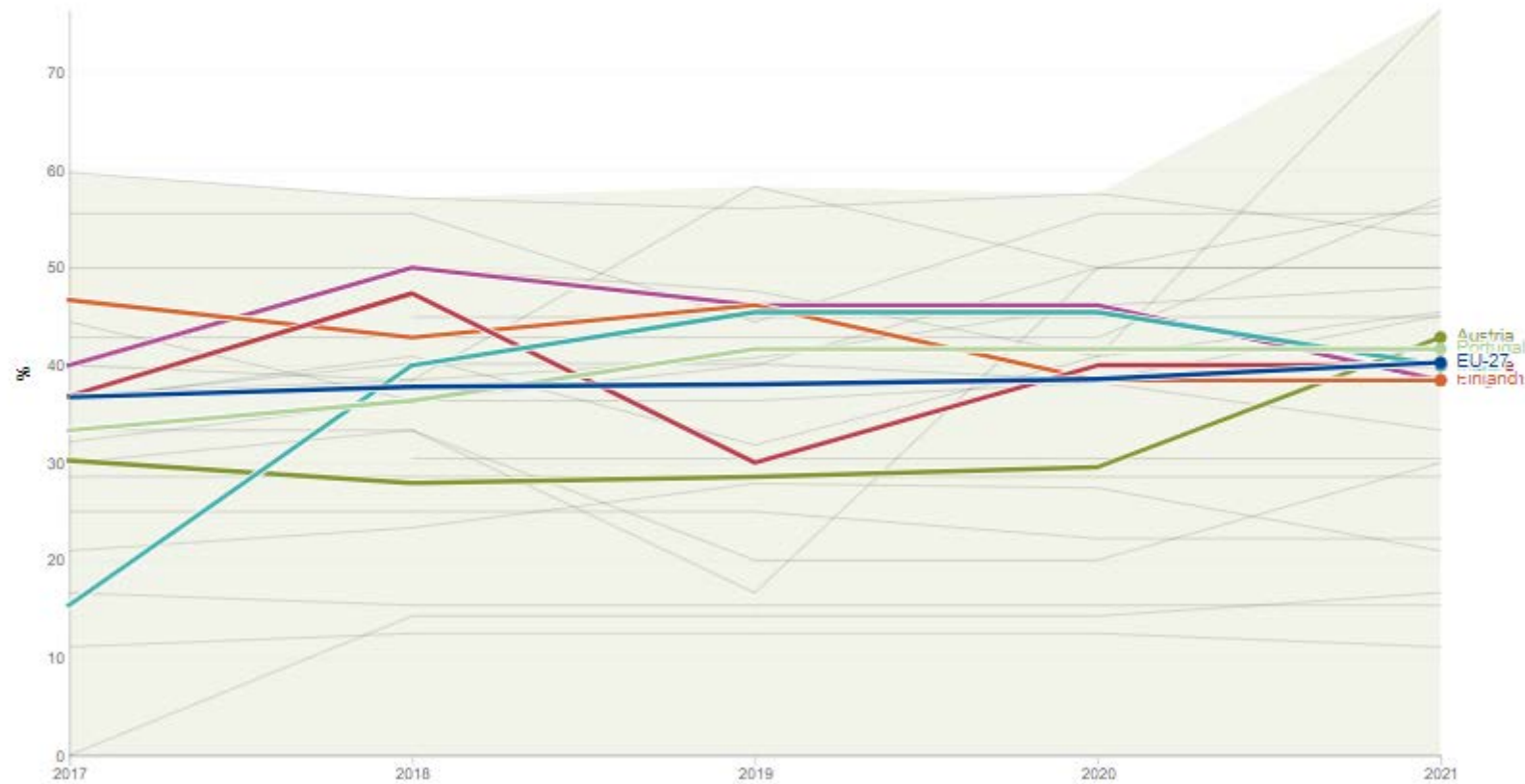
Indicator

Women among members of boards of researc...  

Highlights

Selected: 7 

Women among members of boards of research funding organisations. Share



Country profiles

Portugal

+ Free from violence and stereotypes

+ Thriving in a gender-equal economy

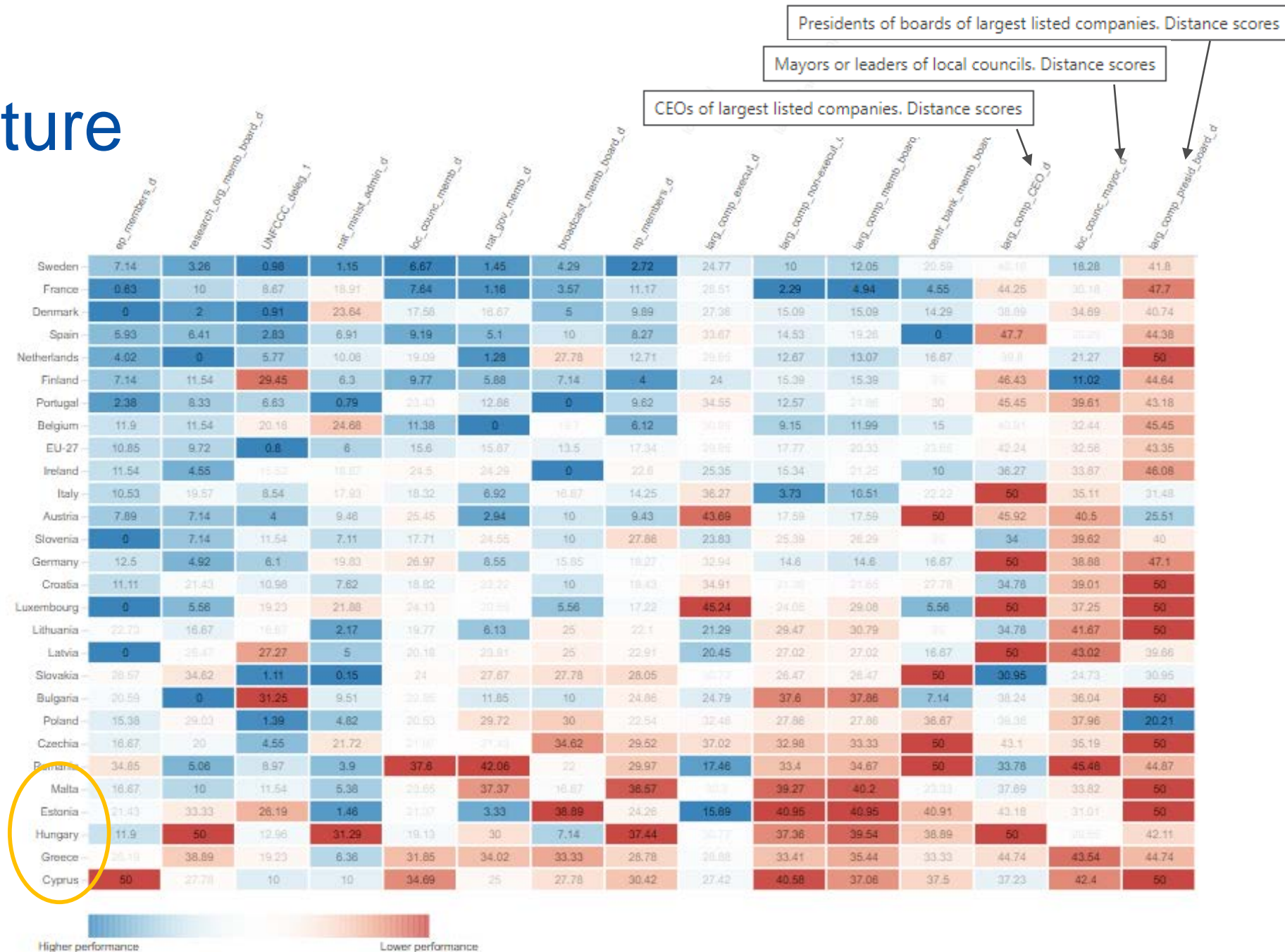
— Leading equally throughout society

Indicator		2013	2014	2015	2016	2017	2018	2019	2020	2021
Women among Members of European Parliament. Share		40.91	39.5	38.1	30.95	28.57	28.57	38.1	47.62	47.62
Members of European Parliament. Distance		9.09	10.5	11.9	19.05	21.43	21.43	11.9	2.38	2.38
Women among members of national parliaments (both houses). Share		30.11	31.09	31.96	34.35	35	35.73	37.39	39.98	40.38
Members of national parliaments (both houses). Distance		19.89	18.91	18.04	15.65	15	14.27	12.61	10.02	9.62
Women among presidents regional assemblies. Share		50	50	50	50	50	50	50	-	-

The big picture

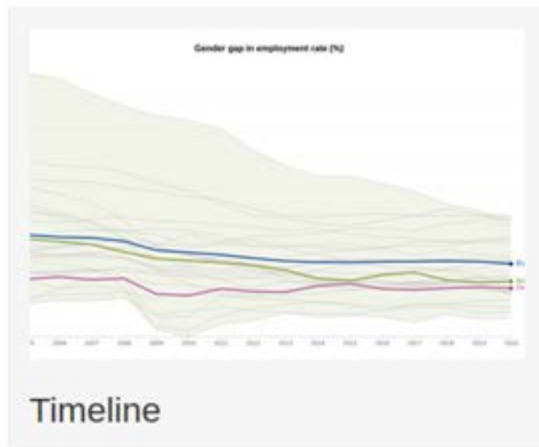
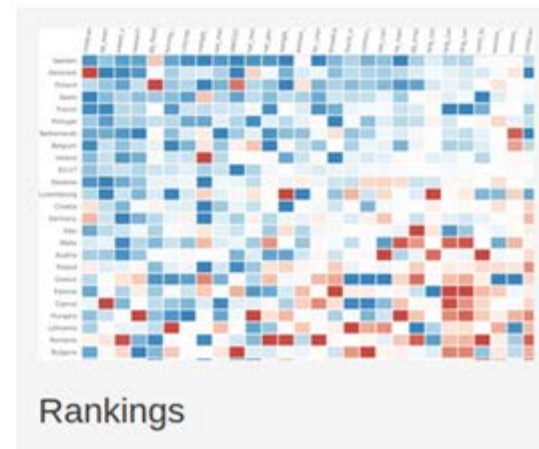
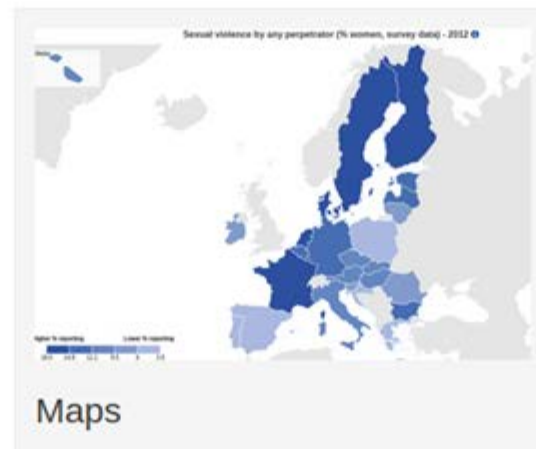
Dimension

Leading equally throughout society
Gender Equality Strategy Monitoring Portal
Free from violence and stereotypes
Thriving in a gender-equal economy
Leading equally throughout society



How can I use the portal ?

- Track progress of the key objectives of the Gender Equality Strategy 2020 - 2025.
- Zoom in on EU Member States' performance
- Compare the performance of each of the 27 Member States at a given moment in time.
- [Resources](#)



Resources

DG JRC - European Commission

Download the data of the portal

- Gender Equality Strategy monitoring framework dataset (English) (2024) [Download](#)
- Policy brief
- Overview of indicators and measures showing the evolution along Gender Equality Strategy 2020-2025 (2024) [Download](#)

Other - European Commission

- EU Gender Equality Strategy 2020-2025 [Download](#)

Resources


Resources

DG JRC - European Commission

Download the data of the portal:



Gender Equality Strategy monitoring framework dataset
English (XLSX)

Download 

Policy brief:



Division of Childcare and Housework among Men and Women during Covid-19 lockdowns. JRC Fairness Policy Brief 2022/2
English

[Go to link](#)

Resources

Other - European Commission



EU Gender Equality Strategy 2021-2025
English

[Go to link](#)



Gender Equality Strategy Factsheet
English

[Download](#) 

The **EU Gender Equality Strategy** delivers on the von der Leyen Commission's commitment to achieving a Union of Equality. The Strategy presents policy objectives and actions to make significant progress by 2025 towards a gender-equal Europe. The goal is a Union where women and men, girls and boys, in all their diversity, are free to pursue their chosen path in life, have equal opportunities to thrive, and can equally participate in and lead our European society.



Annual report on equality between women and men
English

[Go to link](#)

The report takes stock of where the EU and its Member States stand on gender equality. It highlights the EU's achievements in the five key areas covered by the strategy and gives inspiring examples from the Member States and EU-funded projects in these areas.

Resources

European Institute for Gender Equality



Gender Equality Index
English

[Go to link](#)

The **Gender Equality Index** is a tool to measure the progress of gender equality in the EU, developed by EIGE. It gives more visibility to areas that need improvement and ultimately supports policy makers to design more effective gender equality measures.



Gender Statistics Database
English

[Go to link](#)

The **Gender Statistics Database** is a comprehensive knowledge centre for gender statistics and information on various aspects of (in) equality between women and men.

To conclude

Challenges

- Scarcity of sex disaggregated data
- Non systematic monitoring of specific topics
- Limited over-time availability of surveys
- Slow evolution of variables
- Comparability of data for gender-based violence

Impact



- Policy reports and analysis
- Policy development
- Advocacy
- Public discussion



Future steps – (A) short term

Include new indicators based on the updated Barcelona targets

Include new features in the portal

Heatmaps section

FAQs



Future steps – (B) medium term

Intersectionalities

Gender mainstreaming

Get engaged!

Contact us

JRC-COIN@ec.europa.eu



Thank you

© European Union 2022



Unless otherwise noted the reuse of this presentation is authorised under the [CC BY 4.0](https://creativecommons.org/licenses/by/4.0/) license. For any use or reproduction of elements that are not owned by the EU, permission may need to be sought directly from the respective right holders.

Slide 03 Young-woman-team-work, source: © Contrast Werkstatt – Stock.Adobe.com; Slide 04 Gender-pay-gap, source: © Kentoh – Stock.Adobe.com; Slide 05 construction, source: © metamorworks – Stock.Adobe.com ; Slide 06 Row-delegates-taking-notes, source: © Pressmaster – Stock.Adobe.com; Slide 10 Conference-digitalNetwork-3D, source: ©vegefox.com – Stock.Adobe.com; Slide 11 homeless little girl, source: © Meysam Azarneshi – Stock.Adobe.com; COVID data, source: © James Thew, crisis ahead, source: © ronniechua, Gas Station, source: © primipil, Household-energy-bill , source: © ink drop; Slide 12 hands-puzzles-pieces-together, source: © Alphaspirt – Stock.Adobe.com; Slide 29 Business-strategy-reports-infographics-statistics, source: © Howtogoto – Stock.Adobe.com; Slide 30,31 gree-field-landscape-clouds, source: © Butch – Stock.Adobe.com; Slide 32 Woman-Hand-yellowLef-TreesBackground, source: © Wirestock – Stock.Adobe.com